

International
**Facts &
Figures
2020**

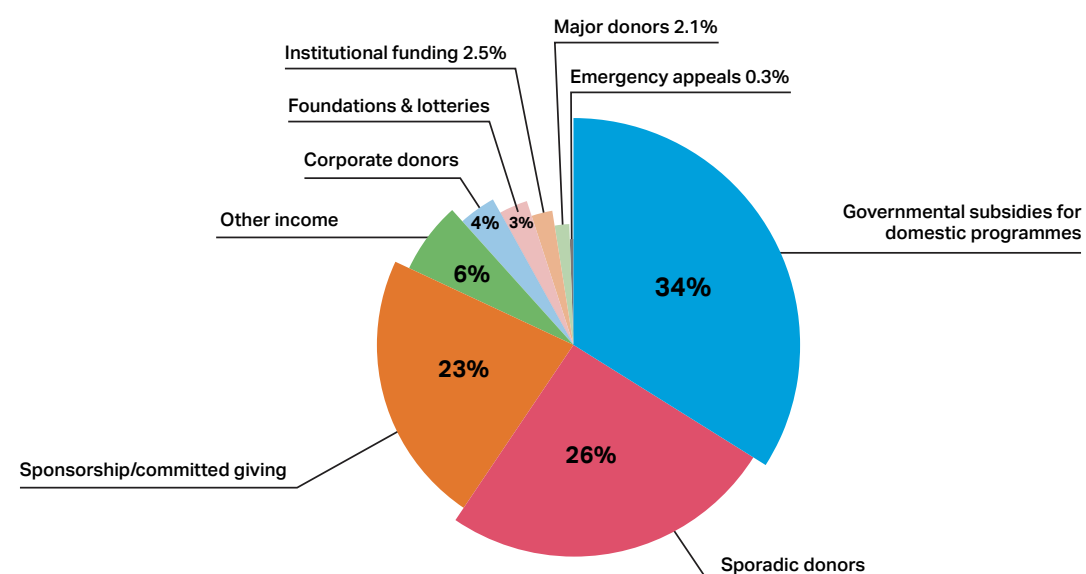


**SOS CHILDREN'S
VILLAGES**

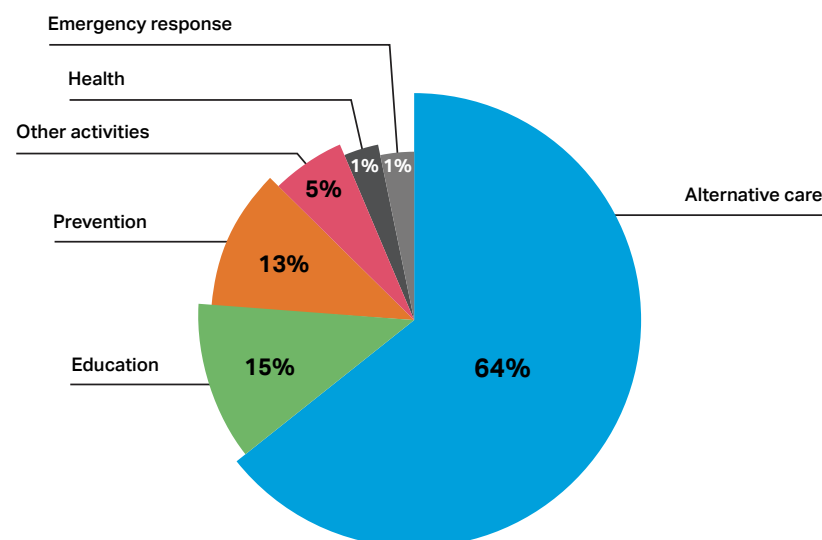
Financial Information

These financial figures represent the global, combined total of reports provided by our local associations and by our umbrella organization, SOS Children's Villages International. These reports are audited annually by independent and esteemed national auditors according to internationally accepted accounting standards.

TOTAL REVENUE BY TYPE¹



PROGRAMME EXPENDITURES BY TYPE¹



All amounts in EUR 1,000¹

REVENUE	ACTUALS 2018	ACTUALS 2019	ACTUALS 2020 preliminary ²	% change 2019-2020
Sporadic donors	305,382	337,976	354,235	5%
Sponsorship/committed giving	308,844	314,302	310,910	-1%
Major donors	27,153	28,821	29,271	2%
Foundations & lotteries	36,078	42,106	42,704	1%
Corporate donors	52,839	55,988	49,480	-12%
Governmental subsidies for domestic programmes	422,302	452,332	468,193	4%
Institutional funding	32,005	38,996	35,082 ³	-10%
Emergency appeals	2,658	2,287	3,766	65%
Other income ⁴	114,153	117,967	88,350	-25%
Total revenue	1,301,414	1,390,774	1,381,990	-1%

EXPENDITURES ⁵	ACTUALS 2018	ACTUALS 2019	ACTUALS 2020 preliminary ²	% change 2019-2020
Alternative care	559,995	579,640	562,167	-3%
Prevention	112,669	116,354	115,444	-1%
Education	131,491	143,160	134,485	-6%
SOS social centres ⁵	11,118	-	-	-
Other activities ⁶	20,318	35,646	40,484	14%
Health services	10,861	13,467	11,991	-11%
Emergency response programmes	14,217	11,220	10,509	-6%
Construction & investments	37,320	44,263	33,660	-24%
Programme support in national associations	107,621	114,744	94,228	-18%
International coordination & programme support	44,727	48,775	46,900	-4%
Information & fundraising work and administration in promoting & supporting associations ⁷	202,491	205,576	206,373	0%
Total expenditures	1,252,829	1,312,845	1,256,241	-4%

¹ Due to rounding, total numbers may not add up exactly.

² These figures, captured on 30 April 2021, are considered preliminary as our federation financial cycle ends September 30, 2021.

³ This figure represents the grant amount effectively transferred and earmarked for operations; in 2020, members of SOS Children's Villages International managed a total IPD project volume of €85 million.

⁴ Other income refers to operational income from facilities, local income from events or merchandising, interest and other financial income.

⁵ Due to the introduction of a new programme structure in January 2019, an exact comparison between 2018 and 2019 expenditure data is not possible. Programme units such as "SOS social centre" were reclassified to other units.

⁶ Includes community outreach and education on children's rights, integration support, holiday camps and play buses. Please note that the preliminary 2019 figure "running costs for other" was posted to this category upon final analysis.

⁷ Promoting & supporting associations are associations that raise funds for international programmes; some of them also operate domestic programmes.

Programme Statistics

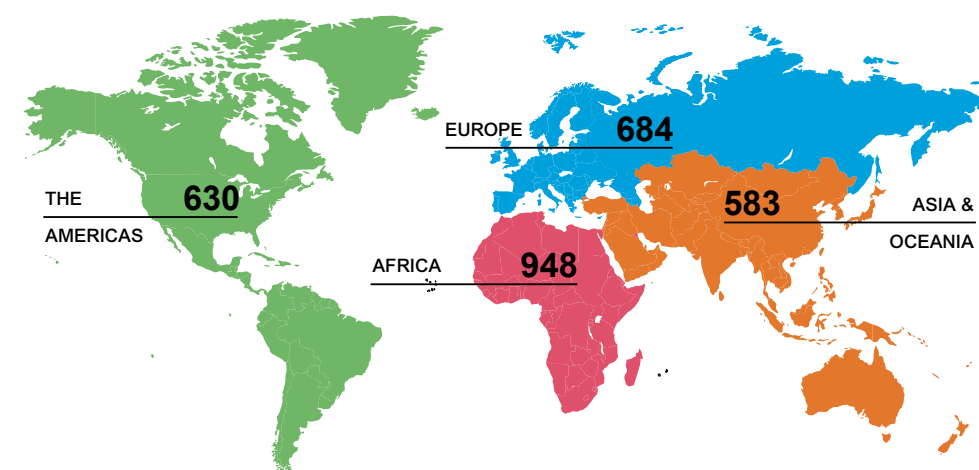
SOS Children's Villages is a global federation of locally rooted member associations. Our programmatic services, tailored to the unique needs of a community, are designed to ensure that children and youth from vulnerable backgrounds grow up with the bonds they need to become their strongest selves. These statistics are based on reporting by our associations and represent our services for the calendar year 2020.

PEOPLE WE REACHED

	AFRICA	THE AMERICAS	ASIA & OCEANIA	EUROPE	TOTAL
ALTERNATIVE CARE					
<i>Children & young people</i>					
Family-like care	14,500	5,300	12,700	5,100	37,600
Youth care	6,800	2,500	6,300	3,200	18,800
Foster family care	2,300	200	0	3,300	5,800
Small group homes	300	50	50	1,400	1,800
Other alternative care ¹	300	1,050	50	200	1,600
TOTAL	24,200	9,100	19,100	13,200	65,600
PREVENTION					
<i>Children, young people & adults</i>					
Family strengthening	154,200	35,300	91,100	66,400	347,000
EDUCATION					
<i>Children, young people & adults</i>					
Early childhood care & development	10,100	8,100	6,000	3,300	27,500
Primary & secondary education	54,700	5,900	32,600	66,300	159,500
Employment & entrepreneurship training	3,800	1,300	1,800	4,700	11,600
TOTAL	68,600	15,300	40,400	74,300	198,600
OTHER ACTIVITIES²					
<i>Children, young people & adults</i>	47,000	4,000	0	4,800	55,800
HEALTH					
<i>Children, young people & adults</i>					
Health promotion & prevention	57,500	600	1,700	900	60,700
Mother & Child Hospital, Somalia	210,500	-	-	-	210,500
TOTAL	268,000	600	1,700	900	271,200
EMERGENCY RESPONSE					
<i>Children, young people & adults</i>	180,800	10,400	4,400	44,400	240,000
GRAND TOTAL	742,800	74,700	156,700	204,000	1,178,200

¹ Includes care in transitional settings for unaccompanied minor refugees awaiting legal decision and support to other service providers to improve the quality of their care.
² Includes community outreach and education on children's rights, integration support, holiday camps and play buses.

PROGRAMMES BY CONTINENT



PROGRAMMES WE OPERATED

	AFRICA	THE AMERICAS	ASIA & OCEANIA	EUROPE	TOTAL
ALTERNATIVE CARE					
Family-like care	163	134	141	130	568
Small group homes	20	15	3	50	88
Foster family care	23	26	0	24	73
Youth care	142	122	173	142	579
Other alternative care	8	54	8	16	86
TOTAL	356	351	325	362	1,394
PREVENTION					
Family strengthening	185	152	109	174	620
EDUCATION					
Early childhood care & development	122	57	58	40	277
Primary & secondary education	113	8	53	22	196
Employment & entrepreneurship	60	24	21	32	137
TOTAL	295	89	132	94	610
OTHER ACTIVITIES					
	23	34	0	47	104
HEALTH					
Health promotion & prevention	21	0	2	2	25
Medical care	45	1	9	2	57
TOTAL	66	1	11	4	82
EMERGENCY RESPONSE					
	23	3	6	3	35
GRAND TOTAL	948	630	583	684	2,845

SOS Children's Villages worked for children and young people in 137 countries and territories in 2020.

Countries and territories in which we operated an emergency response programme in 2020 are shown in **bold**.

Join us!



www.sos-childrensvillages.org

Africa

Algeria
Angola
Benin
Botswana
Burkina Faso
Burundi
Cameroon
Cabo Verde
Central African Republic
Chad
Côte d'Ivoire
Democratic Republic of the Congo
Djibouti
Egypt
Equatorial Guinea
Eswatini
Ethiopia
Ghana
Guinea
Guinea-Bissau
Kenya
Lesotho
Liberia
Madagascar
Malawi
Mali
Mauritius
Morocco
Mozambique

Namibia
Niger
Nigeria
Rwanda
Senegal
Sierra Leone
Somalia
Somaliland
South Africa
South Sudan
Sudan
Tanzania
The Gambia
Togo
Tunisia
Uganda
Zambia
Zanzibar
Zimbabwe

The Americas

Argentina
Bolivia
Brazil
Canada
Chile
Colombia
Costa Rica
Dominican Republic
Ecuador
El Salvador
Guatemala
Haiti
Honduras
Jamaica
Mexico
Nicaragua
Panama
Paraguay
Peru
Uruguay
USA
Venezuela

Asia & Oceania

Armenia
Australia
Azerbaijan
Bangladesh
Cambodia
China
French Polynesia
Georgia
Hong Kong, SAR of China
India
Indonesia
Iraq
Israel
Japan
Jordan
Kazakhstan
Kyrgyzstan
Laos
Lebanon
Mongolia
Nepal
Pakistan
Palestine
Philippines
South Korea
Sri Lanka
Syria
Taiwan, China
Thailand
United Arab Emirates
Uzbekistan
Vietnam

Europe

Albania
Austria
Belarus
Belgium
Bosnia and Herzegovina
Bulgaria
Croatia
Czech Republic
Denmark
Estonia
Finland
France
Germany
Greece
Hungary
Iceland
Italy
Kosovo
Latvia
Lithuania
Luxembourg
Netherlands
North Macedonia
Northern Cyprus
Norway
Poland
Portugal
Romania
Russia
Serbia
Spain
Sweden
Switzerland
Ukraine
United Kingdom

Cover: © Alea Horst | Ghana || © 2021 SOS Children's Villages International, Hermann-Gmeiner-Straße 51, 6020 Innsbruck, Austria

Find us on social media:

